

Oh Baby! OB Coding for ICD-10-PCS



1915 N. Fine Ave #104
Fresno CA 93720-1565
Phone: (559) 251-5038
Fax: (559) 251-5836
www.californiahia.org

Program Handouts

Tuesday, June 9, 2015

Track One 1:00pm – 2:00pm

2015 State Convention and Exhibit

Speaker

**Kristi Pollard, RHIT, CCS, CPC, CIRCC,
AHIMA-Approved ICD-10 Trainer**

California Health Information Association

Oh Baby! OB Coding for ICD-10-PCS June 9, 2015

Kristi Pollard, RHIT, CCS, CPC, CIRCC
Senior Coding Consultant
AHIMA-Approved ICD-10-CM/PCS Trainer
Haugen Consulting Group
kpollard@thehaugengroup.com



Disclaimer

- This material is designed and provided to communicate information about clinical documentation, coding, and compliance in an educational format and manner.
- The author is not providing or offering legal advice but, rather, practical and useful information and tools to achieve compliant results in the area of clinical documentation, data quality, and coding.
- Every reasonable effort has been taken to ensure that the educational information provided is accurate and useful.
- Applying best practice solutions and achieving results will vary in each hospital/facility and clinical situation.

Goals/Objectives

- Differentiate between Medical and Surgical and Obstetrical sections of ICD-10-PCS when coding for pregnancy-related procedures
- Determine the body system and body part for coding obstetrical laceration repairs
- Utilize *Coding Clinic* advice for coding obstetrical cases
- Distinguish between the Extraction tables in the Medical and Surgical and Obstetrics sections

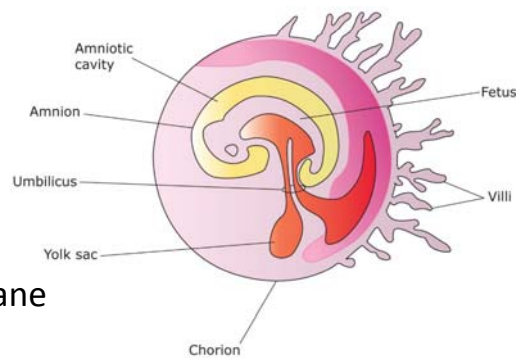
CaliforniaHIA.org

CHIA

Products of Conception (POC)

Any structure that is the result of sperm fertilizing an egg

- Fetus
- Placenta
- Umbilical cord
- Amniotic membrane
- Amniotic fluid



©2015 Haugen Consulting Group, Inc.

CaliforniaHIA.org

CHIA

Three Variations of POC

Products of Conception

- Viable pregnancy

Products of Conception, Ectopic

- Displaced pregnancy

Products of Conception, Retained

- Nonviable pregnancy (e.g., spontaneous or missed abortion)
- Postpartum retention of POC

OB Procedures on Products of Conception



Guideline C1

“Procedures performed on the products of conception are coded to the Obstetrics section. Procedures performed on the pregnant female other than the products of conception are coded to the appropriate root operation in the Medical and Surgical section.”

OB Procedures

Procedure Performed on POC

- Obstetrical Section
- Codes beginning with “1”

Procedure Performed on Mom

- Medical and Surgical section
- Codes beginning with “0”

Delivery


- Two possible root operations

- **Delivery**

- “Catching the baby”

- **Extraction**

- Cesarean delivery
 - Vacuum extraction
 - Forceps extraction
 - Breech extraction
 - With or without internal version



DRG Alert!

A delivery code from the OB section (10D/10E) must be coded to generate an delivery MS-DRG!



Delivery (10E)




The table with only one code!

Section	1	Obstetrics		
Body System	0	Pregnancy		
Operation	E	Delivery: Assisting the passage of the products of conception from the genital canal		
	<i>Body Part</i>	<i>Approach</i>	<i>Device</i>	<i>Qualifier</i>
0	Products of Conception	X External	Z No Device	Z No Qualifier

Cesarean Section (10D)

Section	1	Obstetrics		
Body System	0	Pregnancy		
Operation	D	Extraction: Pulling or stripping out or off all or a portion of a body part by the use of force		
	<i>Body Part</i>	<i>Approach</i>	<i>Device</i>	<i>Qualifier</i>
0	Products of Conception	0 Open	Z No Device	0 Classical 1 Low Cervical 2 Extraperitoneal

0 Classical
1 Low Cervical
2 Extraperitoneal



Vacuum-Assisted C-Section


- *Coding Clinic*, 4th Quarter 2014, page 43:
 - Vacuum extraction to assist cesarean section is included in cesarean section code. The vacuum assistance is not separately coded



Other Assisted Delivery (10D)

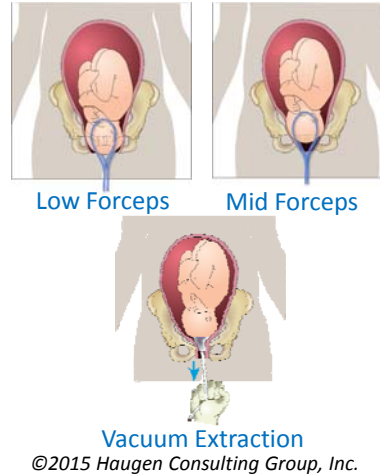
0 Products of Conception	7 Via Natural or Artificial Opening	Z No Device 3 Low Forceps 4 Mid Forceps 5 High Forceps 6 Vacuum 7 Internal Version 8 Other
--------------------------	-------------------------------------	---

- | |
|---|
| 3 Low Forceps
4 Mid Forceps
5 High Forceps
6 Vacuum
7 Internal Version
8 Other |
|---|



Qualifiers for Other Assisted Delivery

- Forceps delivery (3, 4, 5)
 - Qualifier specifies level (low, mid, high)
 - Not used for rotation of fetal head without forceps delivery
 - Rotation of fetal head only = Reposition (10S07ZZ)
- Vacuum extraction (6)
- Breech extraction
 - With internal version (7)
 - Without internal version (8)



Episiotomy (0W8)

Section **0** Medical and Surgical
 Body System **W** Anatomical Regions, General
 Operation **8** Division: Cutting into a body part, without draining fluids and/or gases from the body part, in order to separate or transect a body part

Body Part	Approach	Device	Qualifier
N Perineum, Female	X External	Z No Device	Z No Qualifier

Index Listing:

Episiotomy - see Division, Perineum, Female 0W8N
Don't code repair of episiotomy
Do code repair of laceration that is an extension of an episiotomy

0W8NXZZ

Obstetrical Lacerations

- Code to the structure(s) involved
- Remember the guideline for overlapping structures

B3.5

“If the root operations Excision, Repair or Inspection are performed on overlapping layers of the musculoskeletal system, the body part specifying the deepest layer is coded.”



Obstetrical Lacerations



Lots of *Coding Clinic* advice!

- Fourth Quarter 2013, page 120
 - Open approach is used for 2° laceration repair because the laceration has exposed the muscle
- Fourth Quarter 2014, page 43
 - By definition, a 2° OB laceration involves the muscle of the perineum
 - Code to the body part Perineum, Muscle

First Degree Laceration Repair

- Repair of skin of perineum
- Build the code
 - Section = Medical and Surgical (0)
 - Body System = Skin and Breast (H)
 - Root operation = Repair (Q)
 - Body Part = Skin, Perineum (9)
 - Approach = External (X)
 - Device = No Device (Z)
 - Qualifier = No Qualifier (Z)

0HQ9XZZ
Repair Perineum Skin,
External Approach

Second Degree Laceration

- Repair of skin and muscle of the perineum
- Remember guideline B3.5
 - Build the code
 - Section = Medical and Surgical (0)
 - Body System = Muscles (deepest perineal layer) (K)
 - Root operation = Repair (Q)
 - Body Part = Muscle, Perineum (M)
 - Approach = Open (0)
 - Device = No Device (Z)
 - Qualifier = No Qualifier (Z)

0KQM0ZZ
Repair Perineum Muscle,
Open Approach

Third Degree Laceration

- Repair of 2 different body systems
 - Muscles
 - Perineal muscle (deepest layer of perineum)
 - Gastrointestinal System
 - Anal sphincter

2 body
systems = 2
codes

Third Degree Laceration – First Code

- Build the code
 - Build the code
 - Section = Medical and Surgical (0)
 - Body System = Muscles (deepest perineal layer) (K)
 - Root operation = Repair (Q)
 - Body Part = Muscle, Perineum (M)
 - Approach = Open (0)
 - Device = No Device (Z)
 - Qualifier = No Qualifier (Z)

0KQM0ZZ
Repair Perineum Muscle,
Open Approach

Third Degree Laceration – Second Code

- Build the code
 - Section = Medical and Surgical (0)
 - Body System = Gastrointestinal System (D)
 - Root operation = Repair (Q)
 - Body Part = Anal Sphincter (R)
 - Approach = Open (0)
 - Device = No Device (Z)
 - Qualifier = No Qualifier (Z)

0DQR0ZZ
Repair Anal Sphincter, Open Approach

Fourth Degree Laceration

- Repair of 2 different body systems
 - Muscles
 - Perineal muscle (deepest layer of perineum)
 - Gastrointestinal System
 - Documentation should specify structures repaired
 - Anal sphincter
 - Rectum
 - Anus
 - Remember!
 - Guideline B3.5 applies to the musculoskeletal system, not GI



Fourth Degree Laceration – First Code

- Build the code
 - Section = Medical and Surgical (0)
 - Body System = Muscles (**deepest perineal layer**) (K)
 - Root operation = Repair (Q)
 - Body Part = Muscle, Perineum (M)
 - Approach = Open (0)
 - Device = No Device (Z)
 - Qualifier = No Qualifier (Z)

0KQM0ZZ
 Repair Perineum Muscle,
 Open Approach

Fourth Degree Laceration – Additional Codes

- Build the code
 - Section = Medical and Surgical (0)
 - Body System = Gastrointestinal System (D)
 - Root operation = Repair (Q)
 - Body Part(s)
 - Anal Sphincter (R)
 - Rectum (P)
 - Anus (Q)
 - Approach = Open (0)
 - Device = No Device (Z)
 - Qualifier = No Qualifier (Z)

Specific code(s) depend on documentation of repaired

structures
0DQR0ZZ
 Repair Anal Sphincter, Open Approach

0DQP0ZZ
 Repair Rectum, Open Approach

0DQQ0ZZ
 Repair Anus, Open Approach

Other OB Laceration Repairs



- *Coding Clinic* References
 - Fourth Quarter 2014, page 43
 - Periurethral laceration
 - “peri” guideline does not apply here
 - Body part = vulva
 - Fourth Quarter 2013, page 120
 - Clitoral laceration = Repair of clitoris

Other OB Lacerations

- Build the code
 - Section = Medical and Surgical (0)
 - Body System = Female Reproductive System (U)
 - Root operation = Repair (Q)
 - Body Part(s)
 - Vulva (periurethral) (M)
 - Clitoris (J)
 - Hymen (K)
 - Vagina (G)
 - Approach = External (X)
 - Device = No Device (Z)
 - Qualifier = No Qualifier (Z)

Periurethral Repair

0UQMXZZ

Repair Vulva, External Approach

Pitocin Administration

- *Coding Clinic, Second Quarter 2014*
 - **Don't Code** Pitocin augmentation
- **Do Code** Pitocin induction
 - Must know route of administration (e.g., peripheral vein)
 - Substance = Hormone
 - Qualifier = Other Hormone
 - **3E033VJ**, Introduction of Other Hormone into Peripheral Vein, Percutaneous Approach

Cervidil/Cytotec Administration

- Coding Clinic, Second Quarter 2014
 - **3E0P7GC**, Introduction of other therapeutic substance into female reproductive, via natural or artificial opening

CAUTION

3E0P7GC groups to a surgical MS-DRG!

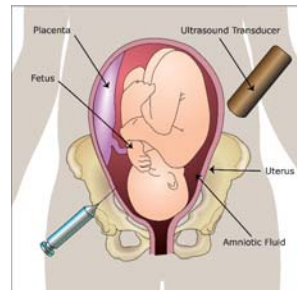
Artificial Rupture of Membranes

- Procedure intent: rupture membranes prior to delivery
- Build the code
 - Section = Obstetrics (1)
 - Body System = Pregnancy (0)
 - Root Operation = Drainage (9)
 - Body Part = Products of Conception (amniotic fluid is part of POC) (0)
 - Approach = Via Natural or Artificial Opening (most likely) (7)
 - Device = No Device (Z)
 - Qualifier = Amniotic Fluid, Therapeutic (C)

10907ZC
 Drainage of Amniotic Fluid,
 Therapeutic from POC, Via
 Opening

Amniocentesis

- Procedure intent: drain fluid via needle from amniotic sac for diagnostic or therapeutic purposes
- Build the code
 - Section = Obstetrics (1)
 - Body System = Pregnancy (0)
 - Root Operation = Drainage (9)
 - Body Part = Products of Conception (amniotic fluid is part of POC) (0)
 - Approach
 - Percutaneous (3)
 - Device = No Device (Z)
 - Qualifier
 - Amniotic Fluid, Diagnostic (U)
 - Amniotic Fluid, Therapeutic (C)



©2015 Haugen Consulting Group, Inc.

Fetal Monitoring

Internal Fetal Monitoring

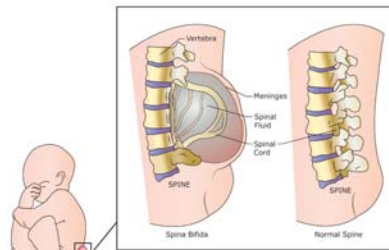
- Electrode placed internally (e.g., scalp electrode)
- Two codes:
 - **10H073Z**, Insertion of monitoring electrode into products of conception, via natural or artificial opening
 - **4A1H7CZ**, Monitoring of products of conception, cardiac rate, via natural or artificial opening

External Fetal Monitoring

- Electrode placed externally
- Fetal monitoring
 - **4A1HXCZ**, Monitoring of products of conception, cardiac rate, external approach

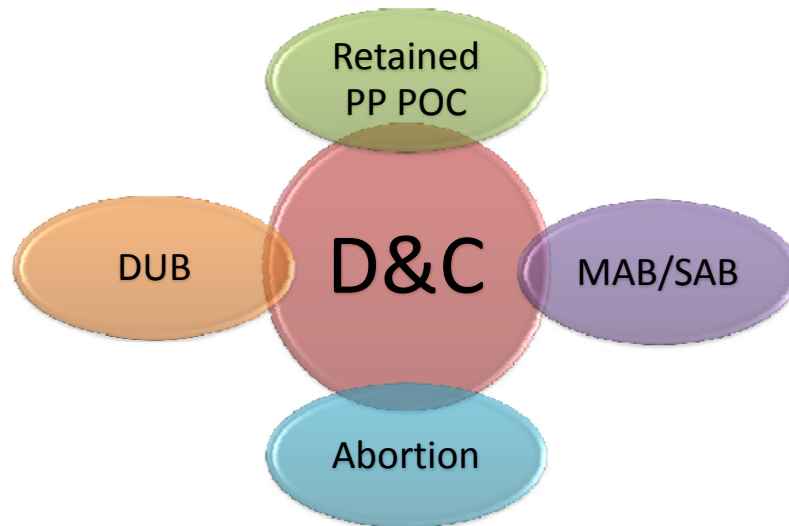
Intrauterine Fetal Surgery

- Two root operations for procedures performed on the fetus in utero
 - Drainage (9)
 - Fetal blood (9)
 - Fetal Cerebrospinal Fluid (A)
 - Fetal Fluid, Other (B)
 - Repair (Q)
 - Repair of fetal defects in utero
 - Qualifier specifies the fetal body system operated on
 - e.g., intrauterine repair of spina bifida (neural tube defect) – **10Q08ZE**, Repair nervous system in products of conception, via natural or artificial opening endoscopic



©2015 Haugen Consulting Group, Inc.

Other OB Procedures



CaliforniaHIA.org

CHIA

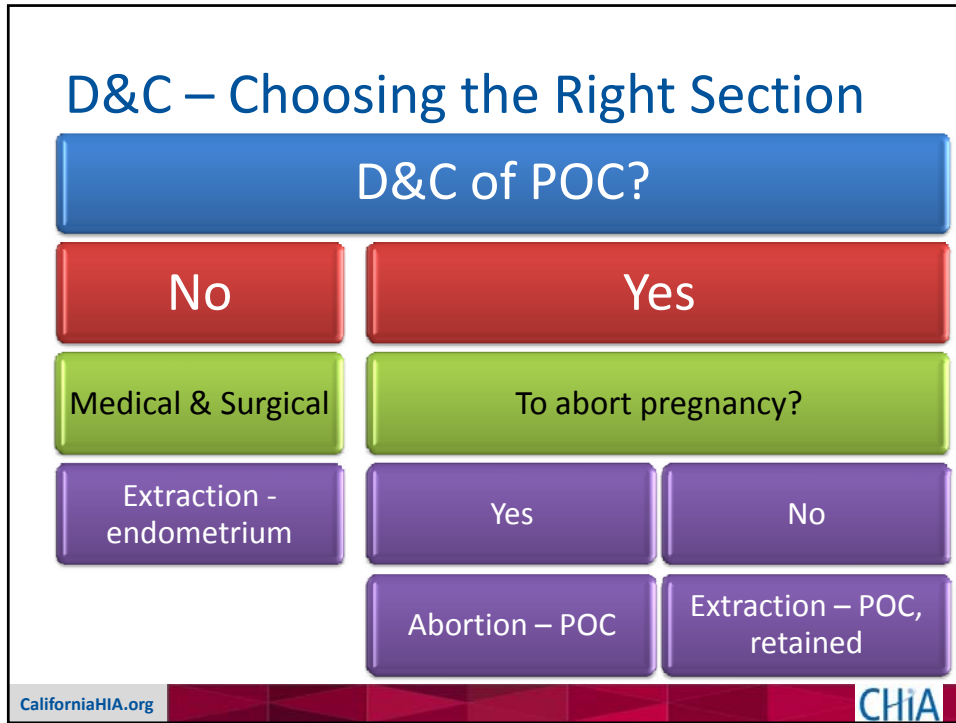
Guideline C2

“Procedures performed **following a delivery or abortion** for curettage of the endometrium or evacuation of retained products of conception are all coded in the **Obstetrics** section, to the root operation Extraction and the body part Products of Conception, Retained.

Diagnostic or therapeutic dilation and curettage performed during times **other than the postpartum or post-abortion** period are all coded in the **Medical and Surgical** section, to the root operation Extraction and the body part Endometrium.”

CaliforniaHIA.org

CHIA



Abortion vs. Extraction of Retained POC

Procedure Intent	Root Operation	Body Part
To treat missed or incomplete spontaneous abortion (miscarriage)	Extraction	Products of Conception, Retained
To terminate pregnancy (induced abortion)	Abortion	Products of Conception

CaliforniaHIA.org
CHIA

POC Extraction

- Building the code
 - Section = Obstetrics (1)
 - Body System = Pregnancy (0)
 - Root Operation = Extraction (D)
 - Body Part = Products of Conception, Retained (1)
 - Approach
 - Via Natural or Artificial Opening (7)
 - Via Natural or Artificial Opening Endoscopic (8)
 - Device = No Device (Z)
 - Qualifier = No Qualifier (Z)

10D17ZZ

Extraction of products of conception, retained, via natural or artificial opening

10D18ZZ

Extraction of products of conception, retained, via natural or artificial opening endoscopic

Coding Clinic References

- *Coding Clinic*, Second Quarter, 2014, page 43:
 - D&C for removal of a blighted ovum using vacuum D&C is coded as Extraction of products of conception with the Qualifier Vacuum:
 - **10D07Z6**, Extraction of products of conception, vacuum, via natural or artificial opening
- *Coding Clinic*, Second Quarter 2013, page 38:
 - Post-partum evacuation of a blood clot is coded to the Medical and Surgical section and root operation Extirpation:
 - **0UC97ZZ**, Extirpation of matter from uterus, via natural or artificial opening

Abortion

A Abortion: Artificially terminating a pregnancy

Section	1	Obstetrics
Body System	0	Pregnancy
Operation	A	Abortion: Artificially terminating a pregnancy

Body Part	Approach	Device	Qualifier
0 Products of Conception	0 Open	Z No Device	Z No Qualifier
	3 Percutaneous		
	4 Percutaneous Endoscopic		
	8 Via Natural or Artificial Opening Endoscopic		
0 Products of Conception	7 Via Natural or Artificial Opening	Z No Device	6 Vacuum W Laminaria X Abortifacient Z No Qualifier

Do Not

 use Abortion to code treatment of a miscarriage!

CaliforniaHIA.org

Removal of Ectopic Pregnancy

- Procedure Intent: **completely** remove retained products of conception
- Build the code
 - Section = Obstetrics (1)
 - Body System = Pregnancy (0)
 - Root Operation = Resection (T)
 - Body Part = Products of Conception, Ectopic (2)
 - Approach
 - Open (0)
 - Percutaneous (3)
 - Percutaneous Endoscopic (4)
 - Via Natural or Artificial Opening (7)
 - Via Natural or Artificial Opening, Endoscopic (8)
 - Device = No Device (Z)
 - Qualifier = No Qualifier (Z)

©2015 Haugen Consulting Group, Inc.

CaliforniaHIA.org

Summary

- Products of conception = any structure or fluid that results from egg fertilization
- Procedures performed on POC code to the Obstetrical section; procedures performed on the mother code to the Medical and Surgical section
- Two root operations for delivery of an infant: Delivery and Extraction
- Episiotomy and obstetrical laceration repairs code to the Medical and Surgical section
- Remember Coding Clinic advice for OB laceration repairs!
- AROM and amniocentesis code to Drainage of POC
- D&C codes to Medical and Surgical or Obstetrical section, depending on tissue removed
- Root operation Abortion is for termination of pregnancy only!

Questions?



Bibliography

- 2015 ICD-10-PCS Code Set and Guidelines:
<http://www.cms.gov/Medicare/Coding/ICD10/2015-ICD-10-PCS-and-GEMs.html>
- Coding Clinic for ICD-10-CM/PCS, American Hospital Association, Fourth Quarter 2012-First Quarter 2015